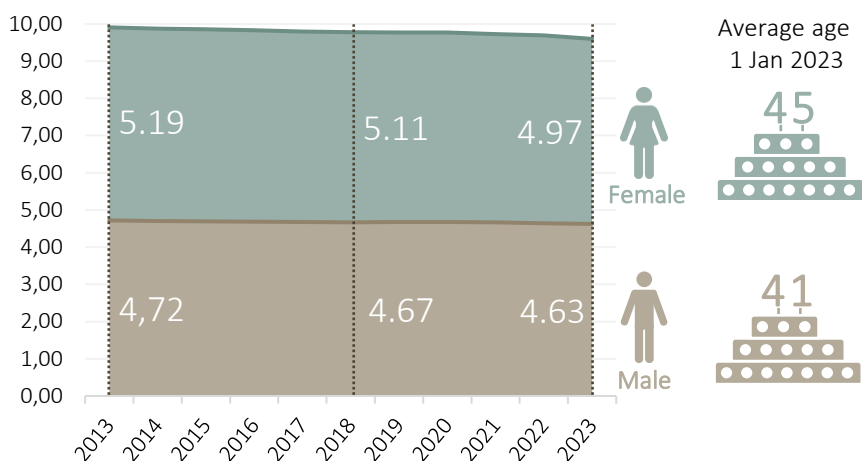




DEMOGRAPHY 2023


The aim of our annually published Infotableau is to present selected demographic indicators. It focuses on Hungary and contains the latest publicly available data. In some cases international comparative data is also provided.

1 POPULATION NUMBER AND AVERAGE AGE, 1 JAN 2013–1 JAN 2023 (million persons; year)



2 LIVE BIRTHS, 2018–2022

Thousands



THE NUMBER OF BIRTHS DECREASED BY 4.9 % IN 2022 COMPARED TO THE PREVIOUS YEAR.

3 NUMBER OF DEATHS, 2018–2022

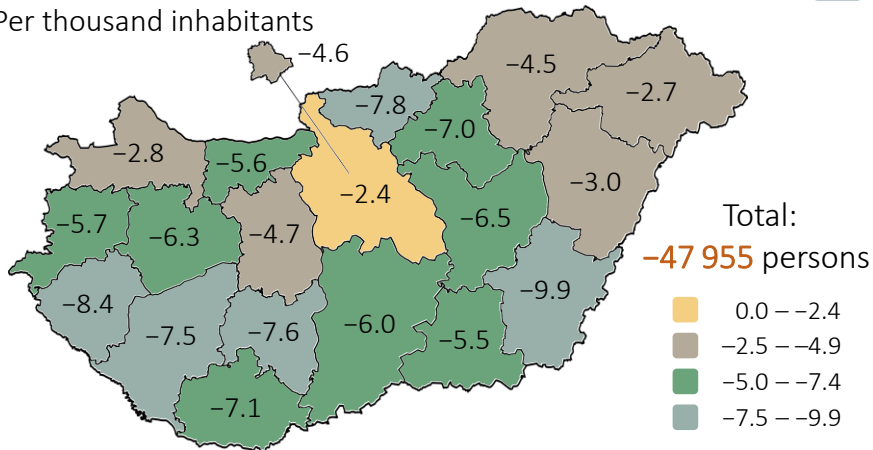
Thousands



THE NUMBER OF DEATHS DECREASED BY 12.3 % IN 2022 COMPARED TO THE PREVIOUS YEAR.

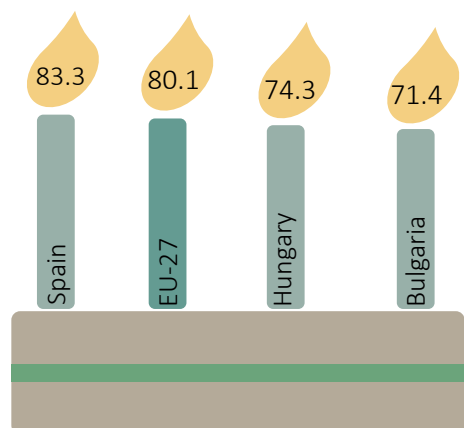
4 NATURAL POPULATION INCREASE (+), DECREASE (-), 2022

Per thousand inhabitants




5 LIFE EXPECTANCY AT BIRTH, 2021

Year

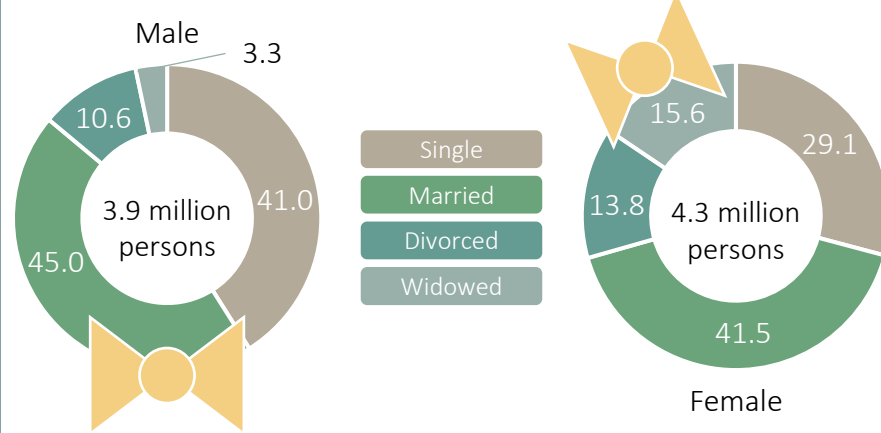


6 TOTAL FERTILITY RATE, 2021

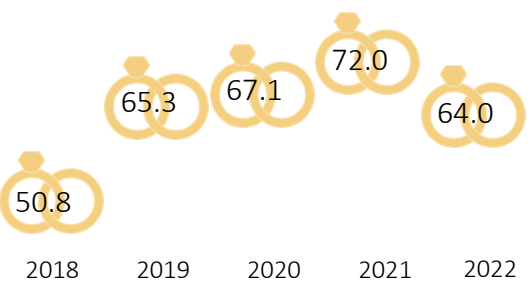


IN HUNGARY THE NUMBER OF WOMEN OF CHILD-BEARING AGE DECREASED BY 8.2 % BETWEEN 2011 AND 2021.

MARITAL STATUS OF THE POPULATION AGED 15 AND OVER, 1 JANUARY 2023 (percentage) 7

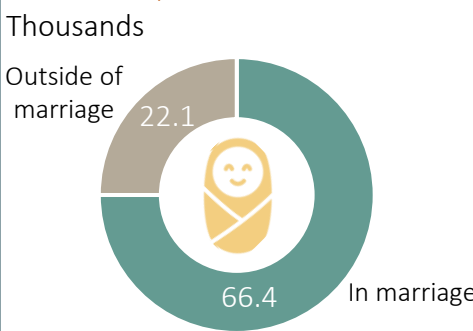


NUMBER OF MARRIAGES, 2018–2022 (thousands) 8




THE NUMBER OF MARRIAGES DECREASED BY 11.2 % IN 2022 COMPARED TO 2021.

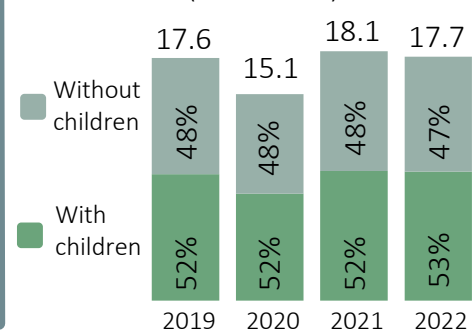
LIVE BIRTHS IN AND OUTSIDE MARRIAGE, 2022 9



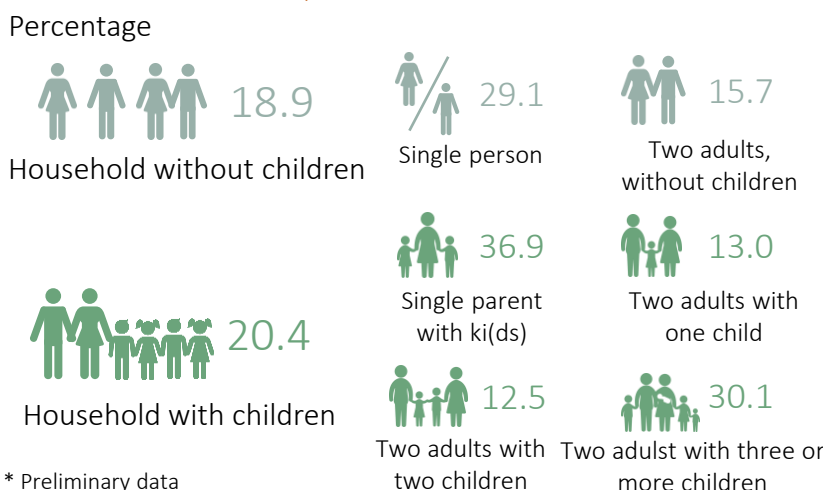
AVERAGE AGE OF THE MOTHER AT BIRTH OF THE FIRST CHILD, 2019–2022 (year) 10



NUMBER OF DIVORCES, 2019–2022 (thousands) 11

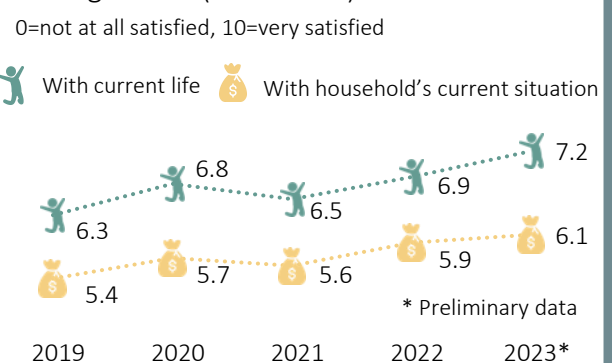


RATE OF AT-RISK-OF-POVERTY OR SOCIAL EXCLUSION BY HOUSEHOLD TYPE, 2022* 12



* Preliminary data

LIFE SATISFACTION, 2019–2023* 13



IN 2023 PEOPLE LIVING WITH THEIR SPOUSES WERE THE MOST SATISFIED.

SOURCES > 1, 2, 3, 8 > HCSO STADAT [22.1.1.1](#). | 4 > HCSO STADAT [22.1.2.7](#), [22.1.2.8](#). | 5 > HCSO STADAT [22.1.3.9](#). | 6 > Eurostat [DEMO_FIND], HCSO 2021 | 7 > HCSO STADAT [22.1.1.5](#), [22.1.2.3](#). | 9, 11 > HCSO : Demographic Yearbook, 2021 | 10 > HCSO STADAT [22.1.1.7](#). | 12 > HCSO STADAT [5.1.1.2](#). | 13 > HCSO STADAT [5.1.1.11](#).